


LickiMat®

Make yummy LickiMat treats using pet-safe human foods and pet treats. Here are some basic topper ideas.

Buddy™

Chunky foods



fresh, cooked or raw* meat



canned fish



soaked kibble




cooked vegetables



doggy smoothie

Playdate™

Sticky foods



canned pet food



cooked pumpkin



smashed banana




doggy ice cream



kibble

Soother™

Runny foods



natural yogurt



bone broth



baby food



fruit puree



cottage cheese

IMPORTANT: Check with your vet that your food choices are suitable for your pet. Please dilute all peanut butter. Never use foods with xylitol.

BUDDY / WOBBLE / UFO / YOGGIE POT / SLOMO

Pam's Fish Pâté

In a bowl, place the mashed/chopped fish and mashed/chopped vegetables. Add a few spoons of liquid to the mix. Blend well but allow the mixture to remain lumpy. With a spatula or back of a spoon, press the mixture into the Buddy crosses. Adjust serve size for your pet. Store leftover topper in the fridge/freezer. If you have a spare LickiMat spread and freeze to serve later.



1 can of fish in springwater (e.g. tuna, sardines)

+



½ cup boiled/steamed veges (e.g. pumpkin, cauliflower, carrots, beans)

+



3 tablespoons bone broth or water (optional)

For more recipes go to lickimat.com/pages/recipes

© Copyright 2022-2024 Innovative Pet Products Pty Ltd. All Rights Reserved.

Say Hello to the LickiMat® Family!

LickiMats for Different Applications

Classic Buddy Classic Playdate Classic Soother



The original slow feeder Classic LickiMats for enrichment, distraction, anxiety and meals. Suitable for all dogs and cats.

Tuff Buddy Tuff Playdate Tuff Soother



Dishwasher-safe versions of Classic LickiMats. Sturdy non-skid base. Suitable for all dogs and cats.

XL Buddy XL Soother



2x the size of Classic LickiMats. Extra Large LickiMats for larger breeds, group feeding and post-op recovery.

SloMo XL SloMo Slodog Small Slodog



Specialty maze-free slow feeders. Ideal for no-mess dry, wet and raw food.

Mini Classic Buddy Mini Classic Playdate Mini Classic Soother



Smaller versions of the popular Classic LickiMats for smaller meals, smaller portions and smaller dogs. Suitable for all cats.

Mini Tuff Buddy Mini Tuff Playdate Mini Tuff Soother



Dishwasher-safe versions of Mini LickiMats. Sturdy non-skid base. Suitable for smaller meals, smaller portions and smaller dogs. Suitable for all cats.

Wobble UFO Splash Yoggie Pot



Natural rubber novelty Wobble and Yoggie Pot feeders. UFO and Splash distractors have suction caps.

Keeper Outdoor Keeper Mini Keeper




Protect LickiMat from chewers Turn LickiMat into a larger no-mess combo feeding bowl.

Oral Health Bowl Dog and Cat



Dog OH Bowl helps combat doggy breath and cleans tongue. Available in 3 sizes. Cat OH Bowl helps remove hair from cat's mouth and tongue.

Felix Casper



Cat specific slow feeders mimic wild feeding. Suitable for all food types. Felix is ideal for kittens.

Catster Kitty



Most advanced multi-function licking surface, includes water well for extra hydration. No-mess slow feeder for all food types.



Innovative Pet Products is an Australian company that brings you a unique range of quality pet products with a focus on pet health and mental well-being. LickiMats are vet-developed in Australia. LickiMat®, Keeper™, Tuff™, Buddy™, Playdate™, Soother™, XL Buddy™, XL Soother™, Slodog®, SloMo™, Wobble™, UFO™, Splash™, OH Bowl®, Felix™, Casper™, Catster™, Kitty™, Mini Buddy™, Mini Playdate™, Mini Soother™, Mini Tuff™, Mini Keeper™ and Eco Keeper™ are trademarks or registered trademarks of Innovative Pet Products Pty Ltd.

LickiMats are made from non-toxic recyclable food grade rubber.

PLAYDATE / YOGGIE POT / SPLASH / WOBBLE

BELLA'S BANANA SMOOTHIE

In a bowl blend ingredients with a fork or blender, leaving small chunks of banana. With a spatula or spoon, spread mixture onto the LickiMat, embedding the treat nicely into the surface. Adjust serve size for your pet and store leftover topper in a container in the fridge/freezer. If you have a spare LickiMat spread and freeze to serve later.



1 ripe banana



3 tablespoons
natural yogurt
(unsweetened)



1 teaspoon smooth
peanut butter*

SOOTHER / SLOMO / UFO / WOBBLE / PLAYDATE

CAROL'S CHICKEN SOUP

Remove any bones from the chicken and chop roughly. Place all ingredients in a blender. Process to a thick but smooth runny mix. Add more liquid if not runny enough. With a spatula or spoon, press the mixture into the surface. Adjust serve size for your pet and store leftover topper in a container in the fridge/freezer. If you have a spare LickiMat spread and freeze to serve later.



½ cup cooked
chicken



1 cup bone
broth, gravy



1 teaspoon coconut
oil or fish oil

IMPORTANT: Check with your vet that your food choices are suitable for your pet.

* Make sure that any food used has no xylitol, as it is harmful to pets.

How to train your Dog to use LickiMat® correctly

1

Prepare LickiMat with a treat or food your dog loves.



2

Spread a small circle of food and/or treat in the center of the LickiMat.



3

Sit on the ground with your dog and place the loaded LickiMat on the floor in front of them. Body language matters! A lot of times dogs do not interact with enrichment due to our body language, like looming.



4

If your dog attempts to chew, redirect with a toy or treat. Remove LickiMat. Try again in 5-10 mins or at a later date. Repeat the trade every time you want to remove LickiMat.



5

As your dog learns to lick (instead of chew) you can widen the circle. Steer away from the edges of the LickiMat for the first few weeks to train your dog not to chew the edges.



6

Pick up the mat once they have finished with it. Wash Classic Soother, Buddy and Playdate by hand after each use.

Most LickiMats (Tuff Series, Slomo, Wobble, UFO, Yoggie Pot and Splash) are dishwasher safe.



7

Have fun! Become your own doggie Master Chef and discover what your dog truly loves.



8

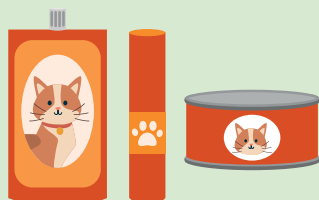
Used correctly, the LickiMat can become a perfect training aid, a stress and anxiety reliever, a slow feeder, a healthy distractor, a breath freshener and provide your dog with fun and enrichment.



How to introduce your Cat to LickiMat® correctly


1

Prepare the LickiMat with food your cat likes.



2

Place the food or treat in the center of the LickiMat and away from all edges and corners.



3

Place the food-filled LickiMat on the regular feeding area and optionally sprinkle catnip onto and around the LickiMat.



4

Create a treat trail to lead up to the LickiMat using cat treats or catnip.




5

Sit on the floor with your cat and praise them as they eat the treat trail.



6

Once you are confident your cat is happy feeding off a LickiMat without chewing the mat itself, expand the surface area for the food.



7

Once you are confident your cat is happy feeding off a LickiMat without chewing the mat itself, expand the surface area for the food.



8

Pick up the LickiMat once they have finished. Hand wash after each use.



How to use LickiMat® as a Training Aid

1

BATH TIME AND GROOMING

If your dog dislikes the bath, with a few changes to your dog's bath and grooming routine, you can make the experience far more positive and something to look forward to.

Try using a LickiMat® UFO™ with a little treat like yogurt, cream cheese or diluted peanut butter*. Keep them busy with a tasty treat while you are busy cleaning them.

***Make sure that any food used has no xylitol, as it is harmful to pets.**




2

CRATE TRAINING

Many trainers recommend crate training. Enclosed spaces create a shelter for your dog to rest, relax & feel safe. In fact, dogs instinctively seek small spaces to create protective shelters for themselves.

The most important step is to make it a positive experience. Try feeding them meals or treats using a LickiMat (with the LickiMat Keeper if possible) in their crate so that crate time is a positive association. Never leave dogs in their crate all day.



3

THE PERFECT RECALL

Training a dog to come when called can be a life-saving lesson. Training games are fun, effective ways of teaching your dog to come on recall. A LickiMat with your pet's favourite treat may help reinforce that the recall is a fun game with a tasty reward each time.

Don't forget that patience, practice, & reinforcement are all important aspects when working on reliable recall training.



4

TEACHING PUPPIES CALM

Puppies are full of energy, they usually sleep 18 - 20 hours a day. Sleep is essential for healthy growth & development. The world is full of exciting noises and very stimulating, they won't always listen to their internal clock telling them to rest.

Spread a small treat on a LickiMat and place it in their calm zone. The licking action can calm and soothe, eventually helping them rest or fall asleep. Make sure you supervise and remove the LickiMat once they are asleep.



NEVER leave your dog unattended with a LickiMat. Check with your vet that your food choices are suitable for your pet. Ask your pet professional about your pet's training needs, and how to integrate LickiMat into your home training regime.

Training notes courtesy Colleen O'Dea, Manners 'n' More Dog Training – LickiMat's preferred dog training professional.

